

Infinite

Possibilities

Project by

*Shyamal*<sup>®</sup>  
Group

*Shyamal*  
**INFINITY**  
S H O P S & O F F I C E S

Retails

Corporates

# Infinite Possibilities

A remarkable building offering unimaginable retail and corporate space along with all the flourishing connectivity of the modern-day rajkot.

Elegant design, thoughtful planning and quality construction will make your every day more interesting, joyful and productive.

Welcome to shyamal infinity. Infinite possibilities awaits here.

**INFINITY**

83,382 sq. ft. built-up

Project Space

Explore  
the new dimension of  
corporate life promising  
an exemplary executive lifestyle.

# Retails Corporates



-1

Parking  
Space

G + 2

floor

Retail &  
Corporate  
Space

3 4 5 6

floor

Corporate  
Space

Relax.  
Take a Chill Pill,  
At Terrace !

2,730 sq. ft.

Recreational  
Space



Terrace Lounge  
Multipurpose Space



Games Area



Gym



Cafeteria





# Burn out your stress of deadlines



Gym

# Empower your business

A vibrantly new-age and  
contemporarily timeless workspace for  
bringing you closer to your deserved success.





# Perfectly placed

@ JK Chowk

A young city with ample opportunities in every sphere accomplished with a rich and vibrant lifestyle of society.





# Execute your strategies

Thoughtfully designed  
gracious and exuberant  
spaces encompassed with  
luxury and soothing tranquillity.

# Set benchmarks

A project which exquisitely evinces every element of creative concept and detailed execution would prove to be idyllic in it's kind..!!



Grow  
exponentially



An exceptional execution of the project with an amazing ambience making it an ideal place to work in.



# Seamlessly spectacular



Breathtaking panoramic views for  
relaxing and enjoying with your team mates.

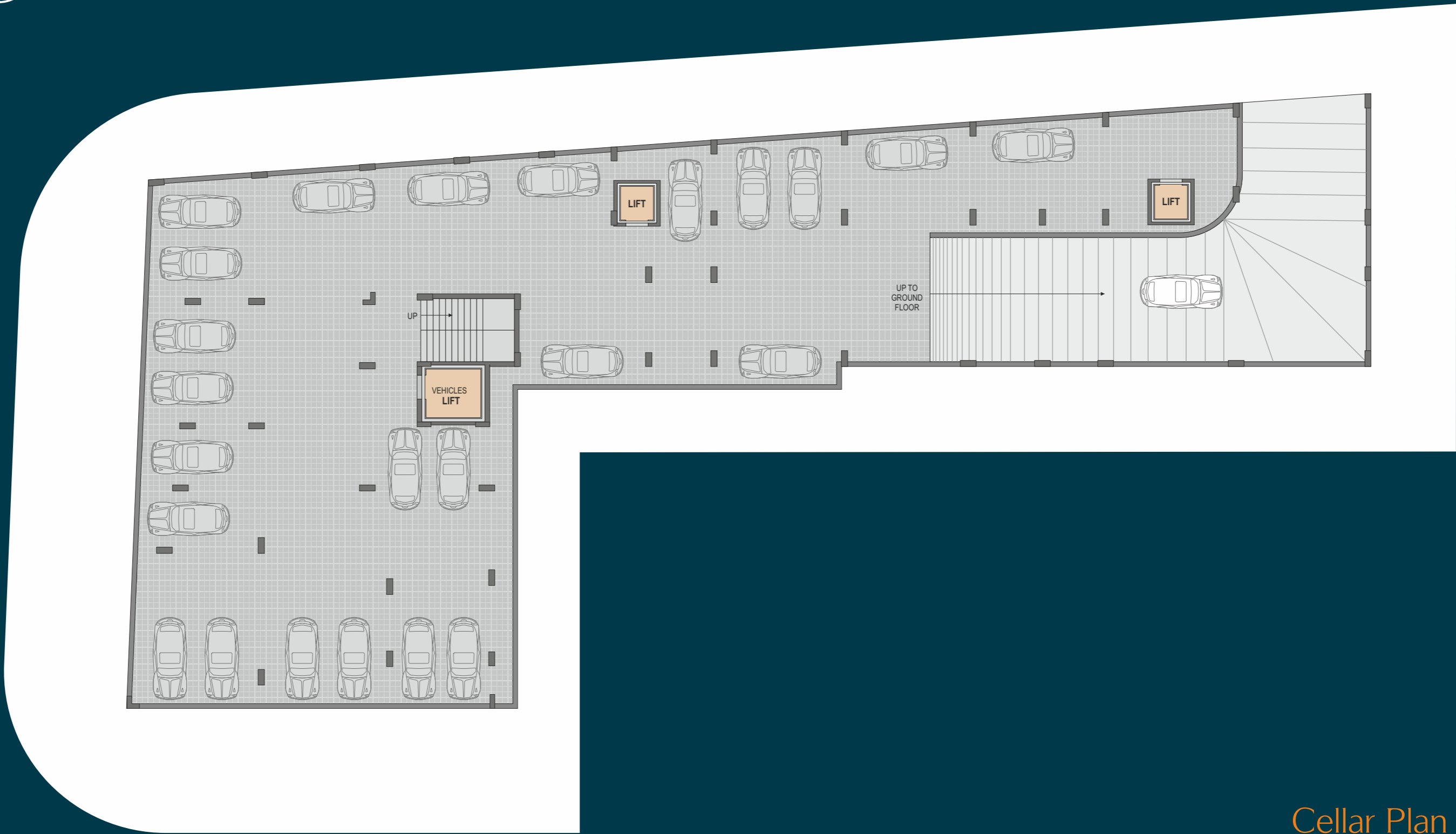




# Enter in style

Entrance foyer & wide passage





Cellar Plan

20.00 MT WIDE ROAD

12.00 MT WIDE ROAD

24.00 MT WIDE ROAD



1	SHOWROOM	16'0" X 27'2"	508 SQ.FT.
2	SHOWROOM	9'6" X 34'5"	327 SQ.FT.
3	SHOWROOM	9'6" X 34'5"	327 SQ.FT.
4	SHOWROOM	9'6" X 34'5"	312 SQ.FT.
5	SHOWROOM	10'3" X 28'4"	314 SQ.FT.
6	SHOWROOM	37'5" X 9'6"	356 SQ.FT.
7	SHOWROOM	37'0" X 9'6"	352 SQ.FT.
8	SHOWROOM	36'7" X 9'6"	348 SQ.FT.
9	SHOWROOM	36'3" X 9'6"	345 SQ.FT.
10	SHOWROOM	35'10" X 10'10"	384 SQ.FT.
11	SHOWROOM	13'6" X 21'7"	291 SQ.FT.
12	SHOWROOM	13'6" X 22'6"	304 SQ.FT.
13	SHOWROOM	9'11" X 23'4"	231 SQ.FT.
	W/C	3'6" X 3'6"	



## Ground Floor Plan



## 1st. & 2nd. Floor Plan

<b>101</b>	SHOWROOM	16'0" X 27'10"	423 + 55 SQ.FT.
<b>102 &amp; 103</b>	SHOWROOM	9'6" X 23'6"	225 SQ.FT.
<b>104</b>	SHOWROOM	17'0" X 29'11"	480 SQ.FT.
<b>105</b>	SHOWROOM	30'11" X 9'6"	295 SQ.FT.
<b>106</b>	SHOWROOM	30'6" X 9'6"	291 SQ.FT.
<b>107</b>	SHOWROOM	30'2" X 9'6"	287 SQ.FT.
<b>108</b>	SHOWROOM	29'8" X 9'6"	283 SQ.FT.
<b>109</b>	SHOWROOM	35'0" X 10'0"	361 + 93 SQ.FT.
<b>110</b>	OFFICE	25'5" X 9'8"	213 + 43 SQ.FT.
<b>111</b>	OFFICE	15'2" X 10'10"	165 + 30 SQ.FT.
<b>112</b>	OFFICE	11'4" X 12'0"	134 + 30 SQ.FT.
<b>113</b>	OFFICE	20'4" X 13'2"	268 + 40 SQ.FT.
<b>114</b>	OFFICE	10'0" X 14'3"	143 + 20 SQ.FT.
<b>115</b>	OFFICE	10'0" X 14'11"	150 + 20 SQ.FT.
<b>116</b>	OFFICE	10'0" X 15'8"	158 + 20 SQ.FT.
<b>117</b>	OFFICE	10'0" X 16'5"	165 + 20 SQ.FT.
<b>118</b>	OFFICE	10'0" X 17'2"	148 + 20 SQ.FT.
<b>119</b>	OFFICE	10'0" X 17'8"	155 + 20 SQ.FT.
<b>120</b>	OFFICE	10'0" X 18'7"	187 + 20 SQ.FT.
<b>121</b>	OFFICE	10'0" X 19'4"	196 + 67 SQ.FT.
<b>122</b>	OFFICE	10'1" X 14'9"	150 + 57 SQ.FT.
<b>123 to 132</b>	OFFICE	10'0" X 14'9"	148 + 20 SQ.FT.
<b>133</b>	OFFICE	10'0" X 14'9"	148 + 21 SQ.FT.
<b>134</b>	OFFICE	11'3" X 10'0"	115 + 21 SQ.FT.
<b>ALL</b>	W/C	3'6" X 3'6"	



<b>301</b>	OFFICE	7'9" X 23'10"	190 + 70 SQ.FT.	<b>318</b>	OFFICE	10'0" X 14'3"	143 + 20 SQ.FT.
<b>302</b>	OFFICE	8'0" X 19'6"	157 + 16 SQ.FT.	<b>319</b>	OFFICE	10'0" X 14'11"	151 + 20 SQ.FT.
<b>303 &amp; 305</b>	OFFICE	9'6" X 19'6"	186 + 19 SQ.FT.	<b>320</b>	OFFICE	10'0" X 15'8"	158 + 20 SQ.FT.
<b>306</b>	OFFICE	10'5" X 23'5"	267 + 77 SQ.FT.	<b>321</b>	OFFICE	10'0" X 16'5"	165 + 20 SQ.FT.
<b>307</b>	OFFICE	19'6" X 9'6"	187 + 19 SQ.FT.	<b>322</b>	OFFICE	10'0" X 17'2"	148 + 20 SQ.FT.
<b>308</b>	OFFICE	19'0" X 9'6"	183 + 19 SQ.FT.	<b>323</b>	OFFICE	10'0" X 17'10"	155 + 20 SQ.FT.
<b>309</b>	OFFICE	18'8" X 9'6"	179 + 19 SQ.FT.	<b>324</b>	OFFICE	10'0" X 18'7"	187 + 20 SQ.FT.
<b>310</b>	OFFICE	18'3" X 9'6"	175 + 19 SQ.FT.	<b>325</b>	OFFICE	10'0" X 19'3"	196 + 67 SQ.FT.
<b>311</b>	OFFICE	17'11" X 9'6"	171 + 19 SQ.FT.	<b>326</b>	OFFICE	10'1" X 14'9"	150 + 57 SQ.FT.
<b>312</b>	OFFICE	17'6" X 9'7"	169 + 59 SQ.FT.	<b>327 to 336</b>	OFFICE	10'0" X 14'9"	148 + 20 SQ.FT.
<b>313</b>	OFFICE	17'3" X 8'5"	146 + 34 SQ.FT.	<b>337</b>	OFFICE	10'0" X 14'9"	148 + 21 SQ.FT.
<b>314</b>	OFFICE	18'1" X 9'8"	175 + 35 SQ.FT.	<b>338</b>	OFFICE	17'3" X 9'10"	171 SQ.FT.
<b>315</b>	OFFICE	15'2" X 10'10"	165 + 30 SQ.FT.		TERRACE	11'3" X 10'0"	114 SQ.FT.
<b>316</b>	OFFICE	11'4" X 12'0"	134 + 30 SQ.FT.	<b>339</b>	OFFICE	17'3" X 9'6"	165 SQ.FT.
<b>317</b>	OFFICE	13'2" X 20'4"	268 + 41 SQ.FT.		TERRACE	11'3" X 9'6"	107 SQ.FT.
				<b>ALL</b>	W/C	3'6" X 3'6"	


## 3rd. Floor Plan



<b>401</b>	OFFICE	7'9" X 23'10"	190 + 70 SQ.FT.
<b>402</b>	OFFICE	8'0" X 19'6"	157 + 16 SQ.FT.
<b>403 &amp; 405</b>	OFFICE	9'6" X 19'6"	186 + 19 SQ.FT.
<b>406</b>	OFFICE	10'5" X 23'5"	267 + 77 SQ.FT.
<b>407</b>	OFFICE	19'6" X 9'6"	187 + 19 SQ.FT.
<b>408</b>	OFFICE	19'0" X 9'6"	183 + 19 SQ.FT.
<b>409</b>	OFFICE	18'8" X 9'6"	179 + 19 SQ.FT.
<b>410</b>	OFFICE	18'3" X 9'6"	175 + 19 SQ.FT.
<b>411</b>	OFFICE	17'11" X 9'6"	171 + 19 SQ.FT.
<b>412</b>	OFFICE	17'6" X 9'7"	169 + 59 SQ.FT.
<b>413</b>	OFFICE	17'3" X 8'5"	146 + 34 SQ.FT.
<b>414</b>	OFFICE	18'1" X 9'8"	175 + 35 SQ.FT.
<b>415</b>	OFFICE	15'2" X 10'10"	165 + 30 SQ.FT.
<b>416</b>	OFFICE	11'4" X 12'0"	134 + 30 SQ.FT.
<b>417</b>	OFFICE	13'2" X 20'4"	268 + 41 SQ.FT.

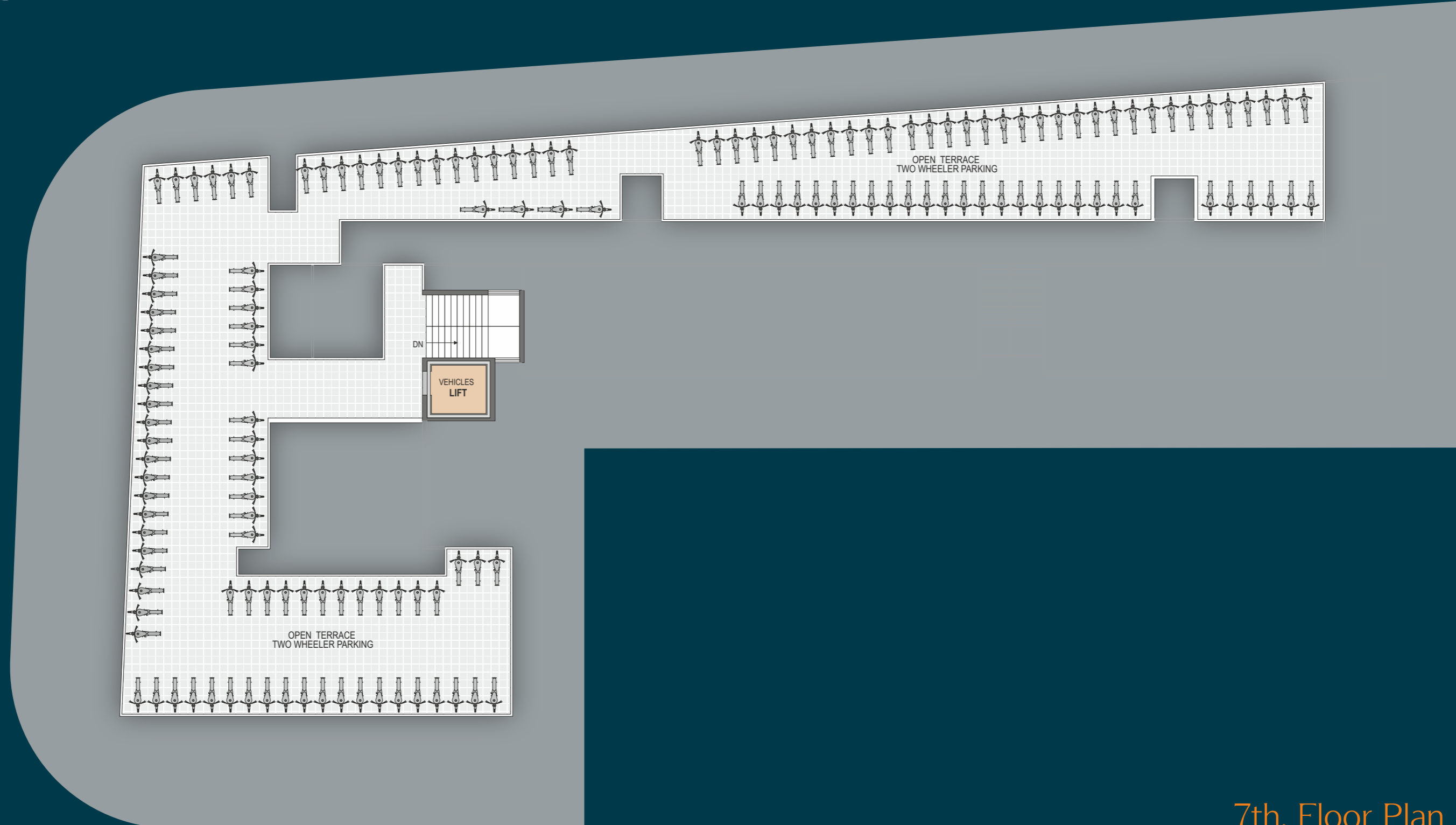
<b>418</b>	OFFICE	10'0" X 14'3"	143 + 20 SQ.FT.
<b>419</b>	OFFICE	10'0" X 14'11"	151 + 20 SQ.FT.
<b>420</b>	OFFICE	10'0" X 15'8"	158 + 20 SQ.FT.
<b>421</b>	OFFICE	10'0" X 16'5"	165 + 20 SQ.FT.
<b>422</b>	OFFICE	10'0" X 17'2"	148 + 20 SQ.FT.
<b>423</b>	OFFICE	10'0" X 17'10"	155 + 20 SQ.FT.
<b>424</b>	OFFICE	10'0" X 18'7"	187 + 20 SQ.FT.
<b>425</b>	OFFICE	10'0" X 19'3"	196 + 67 SQ.FT.
<b>426</b>	OFFICE	10'1" X 14'9"	150 + 57 SQ.FT.
<b>427 to 436</b>	OFFICE	10'0" X 14'9"	148 + 20 SQ.FT.
<b>437</b>	OFFICE	10'0" X 14'9"	148 + 21 SQ.FT.
<b>438</b>	OFFICE	17'3" X 9'10"	171 + 20 SQ.FT.
<b>439</b>	OFFICE	17'3" X 9'6"	165 + 19 SQ.FT.
<b>ALL</b>	W/C	3'6" X 3'6"	

## 4th. & 5th. Floor Plan



<b>601</b>	OFFICE	7'9" X 23'10"	190 + 70 SQ.FT.	<b>615</b>	OFFICE	15'2" X 10'10"	165 + 29 SQ.FT.
<b>602</b>	OFFICE	8'0" X 19'6"	157 + 16 SQ.FT.	<b>616</b>	OFFICE	11'4" X 12'0"	134 + 29 SQ.FT.
<b>603 to 605</b>	OFFICE	9'6" X 19'6"	186 + 19 SQ.FT.	<b>617</b>	OFFICE	20'4" X 13'2"	268 + 40 SQ.FT.
<b>606</b>	OFFICE	10'5" X 23'10"	267 + 77 SQ.FT.	<b>618</b>	OFFICE	10'0" X 14'3"	143 + 20 SQ.FT.
<b>607</b>	OFFICE	19'6" X 9'6"	187 + 19 SQ.FT.	<b>619</b>	OFFICE	10'0" X 14'11"	150 + 20 SQ.FT.
<b>608</b>	OFFICE	19'1" X 9'6"	183 + 19 SQ.FT.	<b>620</b>	OFFICE	10'0" X 15'8"	158 + 20 SQ.FT.
<b>609</b>	OFFICE	18'8" X 9'6"	179 + 19 SQ.FT.	<b>621</b>	OFFICE	10'0" X 16'5"	165 + 20 SQ.FT.
<b>610</b>	OFFICE	18'3" X 9'6"	175 + 19 SQ.FT.	<b>622</b>	OFFICE	10'0" X 17'2"	148 + 20 SQ.FT.
<b>611</b>	OFFICE	17'11" X 9'6"	171 + 19 SQ.FT.	<b>623</b>	OFFICE	10'0" X 17'10"	155 + 20 SQ.FT.
<b>612</b>	OFFICE	17'6" X 9'6"	169 + 59 SQ.FT.	<b>624</b>	OFFICE	13'2" X 18'8"	247 + 26 SQ.FT.
<b>613</b>	OFFICE	17'3" X 8'5"	146 + 33 SQ.FT.	<b>All</b>	W/C	3'6" X 3'6"	
<b>614</b>	OFFICE	18'1" X 9'8"	175 + 34 SQ.FT.				

## 6th. Floor Plan



7th. Floor Plan



- CCTV Surveillance  24 x 7 functional service in the campus
- Parking  -1 level of large basement parking
- Energy  100 % DG back up system.
- Vertical Height  Sufficient Height Shops
- Lobby  A grand entry sets the tone for the entire building.
- Elevators  A well planned 2 separate elevators for retail space  
A well planned core in every floor has six passenger elevators opening into a marble finished passenger lobby.
- Lightning  Spectacular Lighting With Allegiant Design
- Fire & Safety  Well Equipped Fire Hydrant System

# Building features



# Location Plan

Project by

# Shyamal<sup>®</sup> Group

Promoter

Shyamal Enterprise

# Shyamal INFINITY OFFICES & RETIAL

@ J.K. Chowk, University Road, Rajkot

Architect  
Dipak nathwani

Structural Er.  
Ashwin Lodhiya

Legal Advisor  
N J Patel

# 704 888 5886

w : shyamalbuilders.com

e : shyamalinfinity@gmail.com

kruti  
graphic.com

### DISCLAIMER

Stamp Duty & Registration charges would be charged extra ■ GST and any such additional taxes would be charged extra ■ Maintenance deposit would be charged extra ■ Internal and external changes would not be permitted ■ Terrace rights would rest with Developers ■ Any additional FSI at present or in future would be availed by the developer and no member would claim any right for the same. ■ Gas, PGVCL & Water connection charges would be extra.

### Note

This brochure is for information purpose only. All the dimension, architectural views and photographs are for reference only. This brochure does not form a part of the agreement or any legal document.

